




Curvatura™ 3-D System



Features and Benefits

- Create dramatic three-dimensional curved designs that combine shape, texture and lighting.
- Curved main tee segments and flexible panels provide endless combinations.
- Available in two configurations: One-Directional CURVATURA with 2' x 6' infill panels, and Two-Directional CURVATURA with 2' x 2' panels.
- Two system profiles: traditional CURVATURA (15/16" grid profile) and CURVATURA Elite (9/16" profile with 5/32" reveal).
- Available in Standard Colors, Advantage Colors and custom colors.

Applications

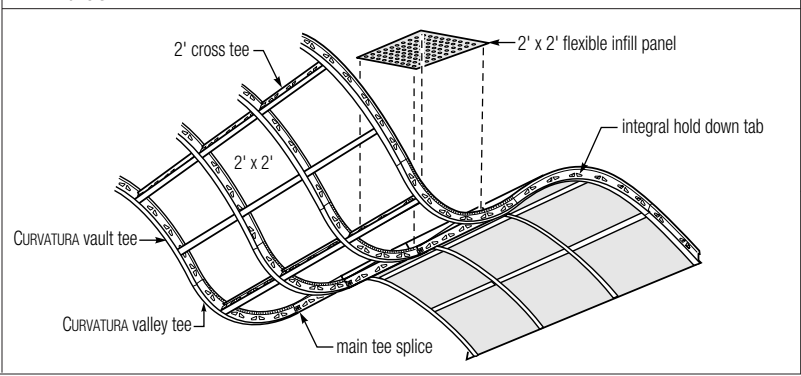
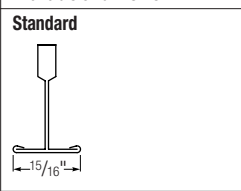
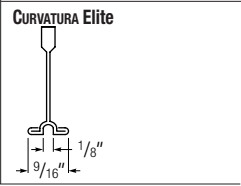
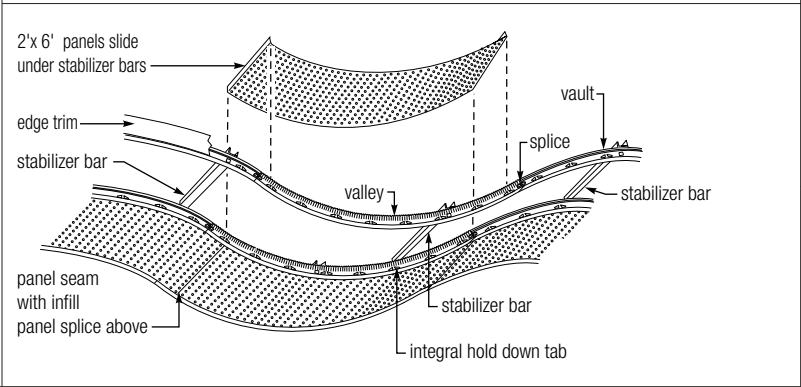
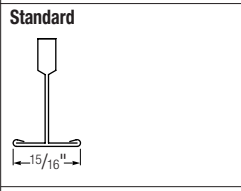
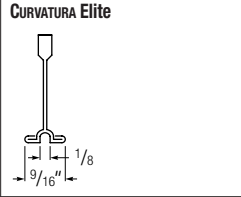
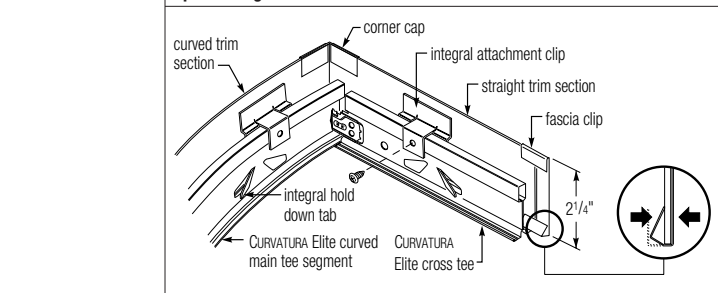
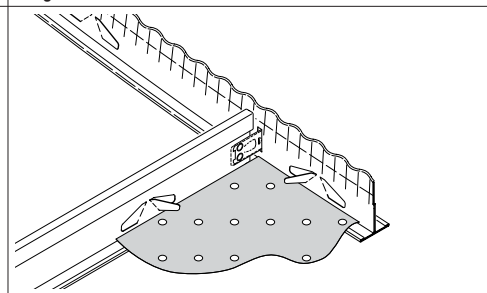
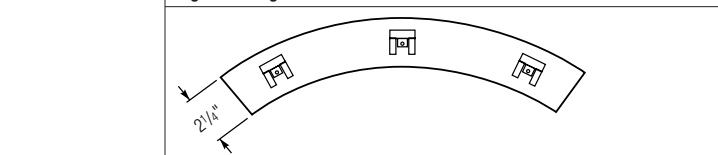
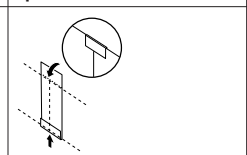
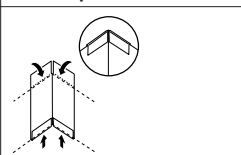
- Contemporary office environments
- Entertainment, gaming
- High-bay areas
- Retail space

Two-Directional CURVATURA™ with Perforation/CURVATURA 15/16" Suspension System

CurvaturaTM 3-D System

Specialty Ceilings

Technical Service 800 USG.4YOU
Web Site www.usg.com
Samples/Literature 888 874.2450
Samples/Literature Fax 888 874.2348
Customer Service 800 950.3839
Literature Number IC310

Product Information	Materials	Panel: 2' x 2' available in smooth or perforated painted aluminum, DIAMONDFLEX TM anodized metal, and TRANSLUCENTS TM panels. 2' x 6' available in smooth or perforated painted aluminum.		
	Finishes	Standard Colors, Advantage Colors and custom colors.		
Perspective	Two-Directional System	<p>2' x 2' Panels</p>  <p>Labels: 2' cross tee, 2' x 2' flexible infill panel, integral hold down tab, CURVATURA vault tee, CURVATURA valley tee, main tee splice.</p>	<p>Available Grid Profile</p> <p>Standard</p>  <p>CURVATURA Elite</p> 	
Perspective	One-Directional System	<p>2' x 6' Panels</p>  <p>Labels: 2' x 6' panels slide under stabilizer bars, edge trim, stabilizer bar, vault, splice, valley, stabilizer bar, panel seam with infill, panel splice above, integral hold down tab.</p>	<p>Available Grid Profile</p> <p>Standard</p>  <p>CURVATURA Elite</p> 	
Details	<p>Optional Edge Trim</p>  <p>Labels: curved trim section, corner cap, integral attachment clip, straight trim section, fascia clip, integral hold down tab, CURVATURA Elite curved main tee segment, CURVATURA Elite cross tee.</p>		<p>Integral Hold-Down Tabs</p> 	
	<p>Edge Trim Height</p> 	<p>Splice Cover</p> 	<p>Corner Cap</p> 	

Design tool
For AutoCAD[®] 2000/2000i/2002 and ADT 3.0/3.3, use USG Design Wizard; request CD IC418 or download from www.usg.com.

Supporting technical literature
See IC399 for more detailed information.
Recycled content
See the Recycled Content selector.

SAFETY FIRST!
Follow good safety practices. Read material safety data sheets and related literature on products before specification and/or installation.



Manufactured by
USG Interiors, Inc.
125 South Franklin Street
Chicago, IL 60606

The following are trademarks of USG Interiors, Inc., or a related company: CURVATURA, DIAMONDFLEX, USG. AutoCAD is a trademark of Autodesk, Inc.

IC310/rev. 6-04
© 2004, USG Interiors, Inc.
Printed in U.S.A.